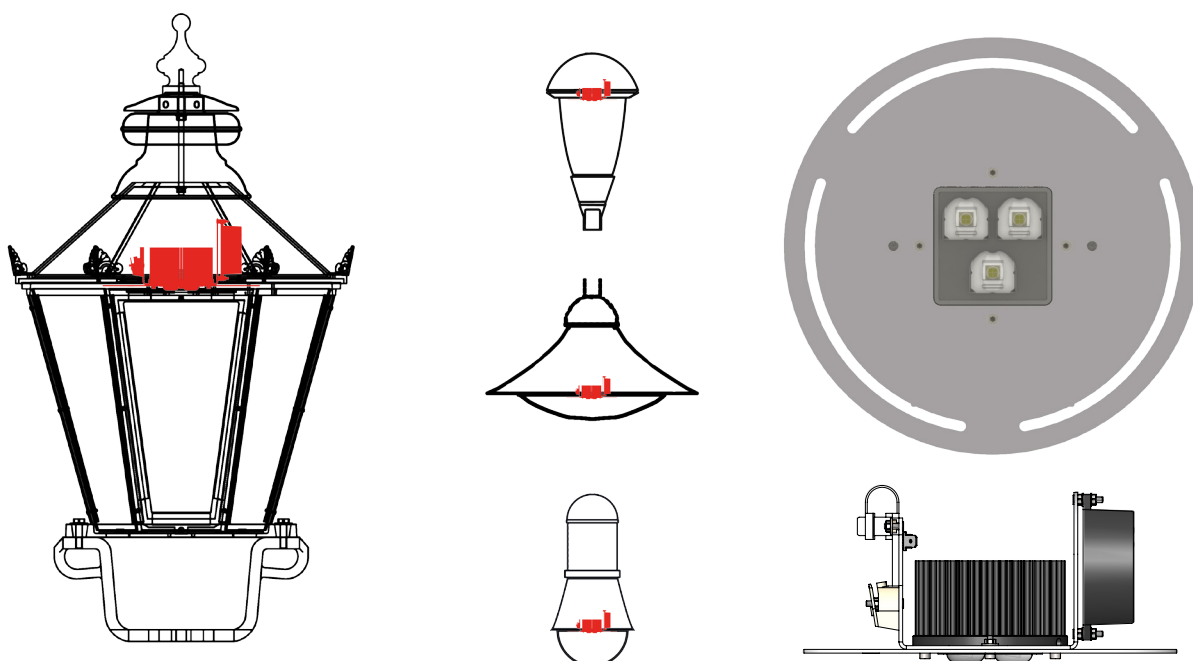


NewNight® 3LENS PIN-Modul conversion kit

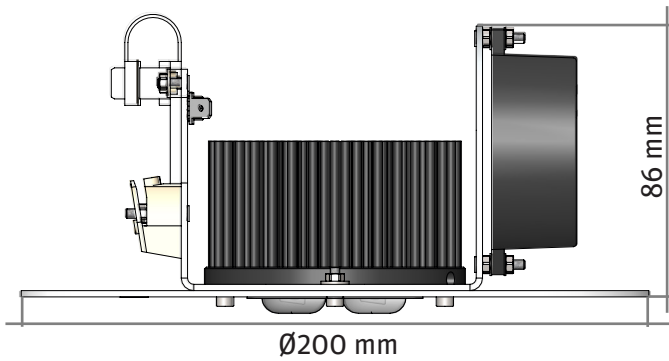
BRAUN LIGHTING SOLUTIONS street light



The NewNight® 3Lens PIN-Module conversion kit for multipurpose retrofitting and modernisation of conventional operated existing lighting systems to modernest LED light technology, in combination with switching- and control technology. Optimized for the illumination of historical lamps, pendant lamps, bell- and shade lamps as well as post-top and side-entry lamps with a recommended mounting height of maximum 6m. The turnable NewNight® 3Lens PIN-Module conversion kit finds its application preferably in old town quarter as well as in residential-side- and traffic-calmed streets. Also in historical city centers, pedestrian zones and park- and green areas.

NewNight® 3LENS PIN-Module LS12 conversion kit

BRAUN LIGHTING SOLUTIONS / street application



- Ready for connection and easy assembling LED conversion kit on powder-coated gear tray made of aluminium
- Performance protection class 1 (optional protection class 2)
- Highest efficiency of all system components
- LED-space IP68
- LED-driver: IP66 / ENEC
- Permissible operating voltage: 100-240VAC
- UV resistant high performance lenses made of PMMA
- Vibration resistant
- Ambient temperature from -30°C up to 60°C
- Surge protection 4kv
- Optional: Surge protection 10kv serial or parallel

Type of installation:

The NewNight® 3LENS PIN-Module conversion kit is installed with using a luminaire-specific mounting plate on pre-assembled press bolts (120° split ratio). The mounting plate has to be adapted to the geometrical condition of the lamp and / or the situation of installation to be obtained. Due to the turnable equipment carrier of the NewNight® 3LENS PIN-Module conversion kit in combination with lenses of the ME series, the created light can be transported directly. The Dark Sky guideline is fulfilled.



A huge variety of symmetrical and asymmetrical light distributions are available.

Luminaire-specific mounting plates made of aluminium

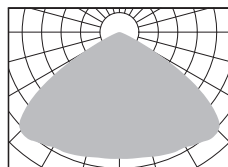
Surface variants:

- natural-raw
- varnished according to RAL
- powder-coated according to RAL

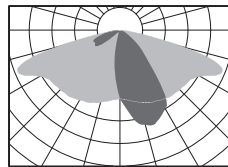
(additional accessories)



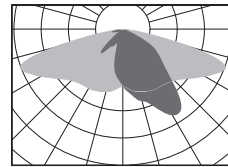
LS12 ME 600



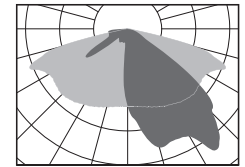
LS12 ME 601



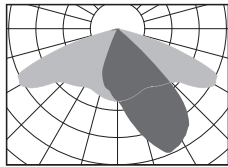
LS12 ME 610




LS12 ME 612



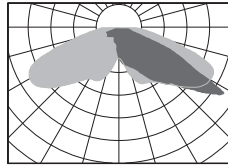
LS12 ME 616



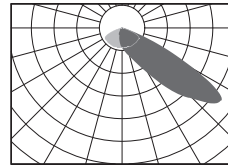
LS12 ME 618



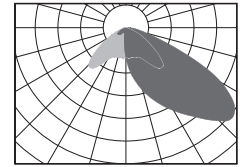
LS12 ME 624



LS12 ME 630



LS12 ME 640



LS12 ME 641

Modul data	ON/OFF	Basic	Light	Light50	DALI
System performance at 450mA	19W	3,5-19W	3,5-19W	10W/19W	3,5-19W
System performance at 700mA	30W	5-30W	5-30W	15W/30W	5-30W
Light color	2700K	3000K	3500K	4000K	5000K
LED flux at 450mA	1233lm	1523lm	1585lm	1632lm	1710lm
LED flux at 700mA	1918lm	2369lm	2450lm	2538lm	2790lm
Possibilities of regulation of the power					
Adjustable power		•	•		•
Possible with a 10 step coding switch		•	•		
ThermoProtect System (optional)	(•)	(•)	(•)	(•)	(•)
Dimming function					
Dimming manually with a 10 step coding switch			•		
Half-night switching via control Line 230VAC			•	•	
Reducing of power to lowering light flux til 50%				•	
0-10 V / 1-10 V interface	•				
DALI					•

Braun Lighting Solutions e. K. is a participant in the export initiative "Energie Effizienz – made in Germany", initiated by the Federal Ministry for the Economy and Technology. *Due to the complexity of the many possible combinations of drivers and LED modules, the values shown for technical LED parameters, including performance parameters, are typical. Actual values of specific products in specific configurations may vary from these typical values. The information and diagrams contained in this document do not constitute an offer or contractual obligation. Product parameters may change as a result of technical innovation and will be undertaken without prior notice. Our manufacturing conforms to DIN EN and VDE regulations; the product conforms to European EMC regulations.