

MASS-LEDlight OptimaLine4 CL3

Hangar • APRON • ARENA • Large Area • Industrial- and Building Lighting

Active
Performance Cooling



Picture shows variant 29°- 88°



Picture shows variant flood light FU



- Future PROOF> all components independently changeable
- Ready for connection and easy to install and maintain
- Easy integration into existing lighting towers
- Low weight and low wind load
- Large light-emitting and extremely powerful light output
- Highest efficiency of all system components - LongLIFE
- Different light distributions possible
- Optical cover made of safety glass IK08
- Vibration-resistant
- ThermoProtect System against overtemperature of the LED
- Lifetime L80: 60.000 - 100.000 h
- Surge protection 10kA
- Optional: external control by radio

BRAUN®MASS-LEDlight OptimaLine4 (AC)	Eco	Basic E1	Light E2	DALI
Power consumption	1620W	160-1620W	160-1620W	1-1620W
Luminous flux	258 Klm	258 Klm	258 Klm	258 Klm
System performance	159lm/W	159lm/W	159lm/W	159lm/W
Power control options Dimming				
manually via 10-step coding switch		•	•	
Phase controlled night-time light reducing (half-night switch, 230VAC)			•	
Dimming manually via 10-step coding switch			•	
AstroDimm - programmable dimming levels (optional)	(•)	(•)	(•)	(•)
0-10V 1-10V Interface Dim-to-Off	•			•
DALI Interface				•
Light color				
3000K warmwhite	•	•	•	•
4000K neutralwhite	•	•	•	•
5000K coolwhite	•	•	•	•
Applications - Light distributions				
Variant OptimaLine O1: Light distribution symmetrical 88°	•	•	•	•
Variant OptimaLine O2: Light distribution symmetrical 54°	•	•	•	•
Variant OptimaLine O3: Light distribution symmetrical 42°	•	•	•	•
Variant OptimaLine O4: Light distribution symmetrical 29°	•	•	•	•
Variant OptimaLine O5: Light distribution flood light FU	•	•	•	•

BRAUN Lighting Solutions e. K. is a participant in the export initiative "Energie Effizienz – made in Germany", initiated by the Federal Ministry for the Economy and Technology. Due to the complexity of the many possible combinations of drivers and LED modules, the values shown for technical LED parameters, including performance parameters, are typical. Actual values of specific products in specific configurations may vary from these typical values. The information and diagrams contained in this document do not constitute an offer or contractual obligation. Product parameters may change as a result of technical innovation and will be undertaken without prior notice. Our manufacturing conforms to DIN EN and VDE regulations; the product conforms to European EMC regulations.

BRAUN LIGHTING SOLUTIONS e.K.
Nunsdorfer Ring 2-10
12277 Berlin
Germany

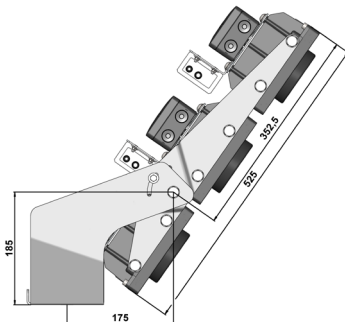
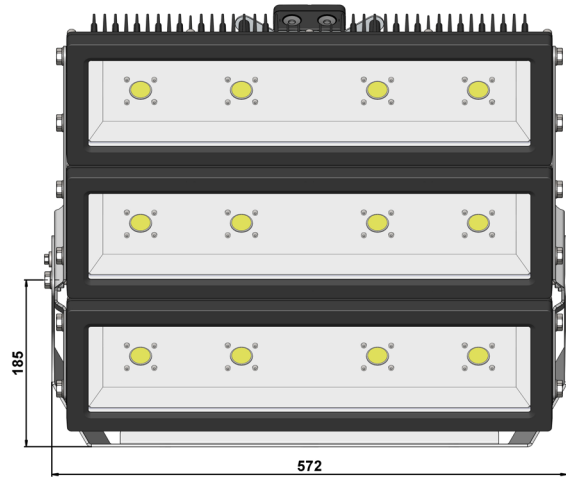
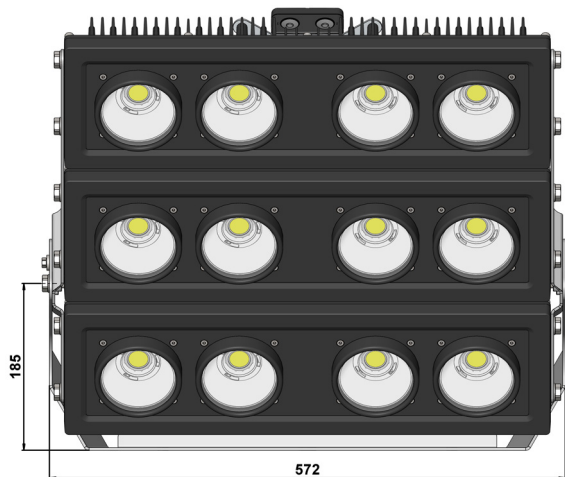
www.braun-lighting.com
system@braun-lighting.com
+49 (0)30 7 007 763 135
+49 (0)30 7 007 763 101

BRAUN®
LIGHTING SOLUTIONS

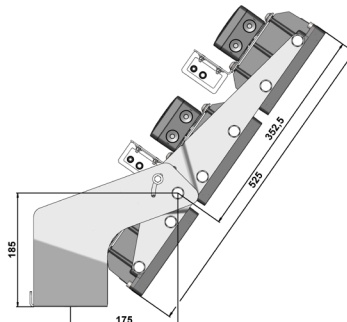
MASS-LEDlight OptimaLine4 CL3

Active
Performance Cooling

Hangar • APRON • ARENA • Large Area • Industrial- and Building Lighting



Picture shows variant 29°- 88°



Picture shows variant flood light FU

Technical Descriptions

Power consumption:

Luminous flux:

Light colour:

Switching function:

LED-control gear:

Permissible operating voltage:

Permissible ambient temperature:

Degree of protection | Protection class:

Housing:

Optical cover:

Impact resistance (IK rating):

Mounting bracket made of stainless steel:

Other types of fastening on request (for example chain suspension)

Weight (variant 01-04):

Weight (variant 05):

1620 Watt

258000lm at 5000K

3000K | 4000K | 5000K

Eco (on/off) | Basic E1 | Light E2 | DALI

CE | ENEC | DALI | 0-10 | 1-10V (Dim-to-Off)

100-240VAC, 50/60Hz

-40°C up to 50°C

IP67 | SKI

die-cast aluminium, powder coated black

safety glass, heat-treated

IK08

Setting range 140°, hole distance: 320mm (2x Ø12mm | cable hole Ø20mm)

ca. 43,4kg

ca. 41kg

BRAUN Lighting Solutions e. K. is a participant in the export initiative "Energie Effizienz – made in Germany", initiated by the Federal Ministry for the Economy and Technology. Due to the complexity of the many possible combinations of drivers and LED modules, the values shown for technical LED parameters, including performance parameters, are typical. Actual values of specific products in specific configurations may vary from these typical values. The information and diagrams contained in this document do not constitute an offer or contractual obligation. Product parameters may change as a result of technical innovation and will be undertaken without prior notice. Our manufacturing conforms to DIN EN and VDE regulations; the product conforms to European EMC regulations.

BRAUN LIGHTING SOLUTIONS e.K.
Nunsdorfer Ring 2-10
12277 Berlin
Germany

www.braun-lighting.com
system@braun-lighting.com
+49 (0)30 7 007 763 135
+49 (0)30 7 007 763 101

BRAUN[®]
LIGHTING SOLUTIONS