


PlugBox ESS Basic

The PlugBox ESS_{Basic} is an auxiliary unit for the activation of power supplies that have 1-10V control inputs

To set the brightness of the luminaire, the 1-10V control input of the LED driver is steered by the PlugBox ESS_{Basic} such that the LED-current can be set in steps of 10%, from a low of 10% up to 100%.



1 General Description

The PlugBox ESS_{Basic} is intended for the control of 1-10V interfaces. An auxiliary power source of about 10-12V is needed, which is already available on many commonly available power supplies that have a 1-10V control input. For this purpose, three terminals are available.

The code switch is used for setting the brightness of the luminaire. This coding switch controls the standard brightness

2 Adjustment using the code switches

The code switch has 10 positions for the brightness setting. Position „0“ is the lowest light intensity, while position „9“ is for maximum brightness. The adjustment is made in 10 steps. Upon request, each coding position can be programmed individually assigning brightness.

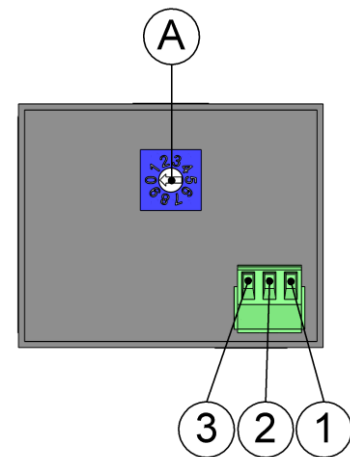
A standard programming shown in the following table:

Code switch position	LED-current
0	10%
1	20%
2	30%
3	40%
4	50%
5	60%
6	70%
7	80%
8	90%
9	100%

3 Terminals

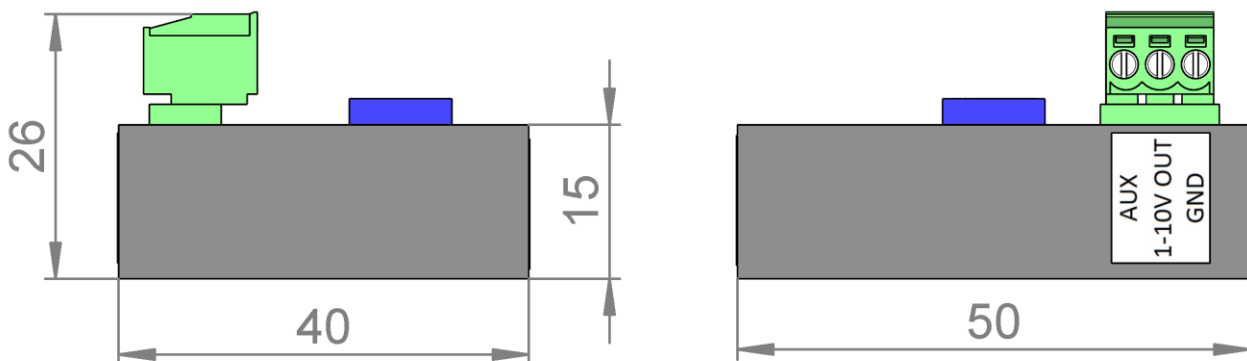
The PlugBox ESS_{BASIC} has 5 occupied terminals. The open terminals of the PlugBox ESS_{BASIC}, are available for the connection of sensors (such as temperature). The following table shows the mapping of the terminals:

Terminal number	Function	Color
1	GND	Grey
2	1-10V OUTPUT	Purple
3	AUX (10-12VDC INPUT)	Yellow
4	not used	
5	not used	
6	not used	
7	not used	
8	not used	
9	not used	



4 Technical Data

- Housing dimensions (height x width x depth): 15x50x40mm
- Overall dimensions (height x width x depth): 26x50x40mm



Notes:

The reproduction, modification and commercial use of this document or parts of this document without the written consent of BRAUN Lighting Solutions e.K. is prohibited. BRAUN Lighting Solutions e.K. excludes any liability for damage to the unit, as well as consequential damages applicable by unsuitability, improper construction or intervention in the system, incorrect operation and usage as well as non-compliance with safety regulations. All data are known in the art at the time of the draft of this document. Changes, thereby resulting deviations from this data sheet through innovations, technology improvement or modification are reserved. For mistakes and printing errors, we assume no responsibility.